

# KEDARKANTHA

5D/4N

Trek



-: Region :-

Uttarakhand / Sankri



-: Duration :-

5D/4N



-: Grade :-

Easy To Moderate



-: Max Altitude :-

12,500 Ft.



-: Trekking Km :-

19 Kms



[WWW.HIMALAYASGRIFFON.COM](http://WWW.HIMALAYASGRIFFON.COM)



# OVERVIEWS

---



Trek  
**Kedarkantha**



Trek Cost  
**6,000/-**



Region  
**Uttarakhand/Sankri**



Max Altitude  
**12,500 Ft.**



Grade  
**Easy to Moderate**



Duration  
**5D/4N**



Starting Point  
**Dehradun**



End Point  
**Dehradun**



Approx Trekking Kms  
**19 Kms.**



Best time  
**November December  
January & February**



# TREK MAP





# SHORT ITINERARY

---

**Day 1: Dehradun to Sankri**

**Day 2: Sankri to Juda ka talab**

**Day 3: Juda ka talab to Kedarkantha base**

**Day 4: Kedarkantha base to Kedarkantha peak;  
descend to juda ka talab.**

**Day 5: Juda ka talab to Sankri same day Dehradun**



# DETAILED ITINERARY

## Day 1: Dehradun to Sankri



200 Km



8-9 Hours




Sankri

- **Highlights:** Scenic drive through Mussoorie, Naugaon, Purola, Overnight stay in Sankri.
- **Pickup:** Dehradun Railway Station at 8:00 AM
- **Meals:** Tea-Snacks and dinner
- **Drive:** 210 km by (9-hours)
- **Altitude:** 1,950m/6,400ft
- **Trekkers** will be picked up in a Tempo Traveler, Bolero, similar vehicle
- **Expected arrival time at Sankri:** 5:00 PM (approx)



## Day 2 : Sankri to Juda ka Talab



3 Km



4 Hours



Juda ka Talab

- **Elevation:** 8,900 ft to 9,100 ft
- **Highlights:** Dense pine forests, beautiful meadows, and Juda ka Talab
- **Accommodation:** Tents
- The trek starts with a gradual ascent through dense forests of pine and maple.
- En route, trekkers will pass through small streams and meadows.
- Juda ka Talab is a beautiful high-altitude lake surrounded by pine and oak trees.
- Camp setup near the lake.
- Overnight stay in tents.



## Day 3 : Juda ka Talab To Kedarkantha Base Camp



4 Km



3-4 Hours




Kedarkantha  
Base Camp

- **Elevation:** 9,100 ft to 11,250 ft
- **Highlights:** Expansive meadows, snow-capped peaks, and Kedarkantha Base Camp offering stunning views.
- **Accommodation:** Tents
- The trek continues through dense forests and meadows. • Trekkers will experience a gradual ascent with some steep sections. • Views of snow-capped peaks become more prominent. • Reach Kedarkantha Base and set up camp. • Overnight stay in tents.
- Overnight stay in tents.



## Day 4 : Kedarkantha Base Camp to Kedarkantha Summit and back to Juda ka taal Vai Hargaon



3 Km



3 Hours




Juda Ka Taal

- **Elevation:** 11,250 ft to 12,500 ft (Summit) and back to 8,900 ft (Hargaon)
- **Highlights:** Early morning summit climb, panoramic views of the Himalayas, descent to Hargaon Camp.
- **Accommodation:** Tents



## Day 5 : Juda ka Tal to Sankri and drive to Dehradun Same Day



4 Km +  
210 Km Drive



2 Hours  
9-10 Hours



Dehradun

- **Meals** : Breakfast and lunch included, dinner excluded.
- Descend from Juda ka Talab to Sankri through the same route.
- Enjoy the last views of the beautiful forests and meadows.
- Upon reaching Sankri, freshen up and have lunch.
- Drive back to Dehradun in the same vehicle.
- Drop-off at Dehradun Railway Station in the evening, marking the end of the trek.

# INCLUSIONS

---

1. Food as per menu on the trek
2. Accommodation - Hotels -Tents
3. Transport from Dehradun
4. Forest Camping charges
5. Safety Equipment
6. Hiking Equipment
7. Gaiters and microspikes
8. Equipments: Sleeping bag, mattress, tents, kitchen & dinning tent, toilet tent
9. First aid medical kits, stretcher and oxygen cylinder.
10. Mountaineering qualified & professional trek Leader, guide and Support staff
11. Professional Guides.



# EXCLUSIONS

---

1. Any kind of personal expenses.
2. Food during the transit.
3. Insurance.
4. Mules or porter to carry personal luggage.
5. Anything not specifically mentioned under tohe head.
6. Any kind of emergency evacuation charges

# THINGS TO CARRY

---

- ★ **Woolen cap**
- ★ **Gloves**
- ★ **Neck gaiter**
- ★ **woolen Socks**
- ★ **T-shirts: Quick-dry t-shirts**
- ★ **Backpack & Rain Cover (40-60 Litres)**
- ★ **Trekking Shoes**
- ★ **LED Torche**
- ★ **Water Bottle ( 1 Litre)**
- ★ **Fleece jacket or down jacket.**
- ★ **Three (Five in Winter) Warm Layers**
- ★ **Two Trek Pants (One Wear & One Carry)**
- ★ **Thermals**
- ★ **Extra Pair of Cloths**
- ★ **Sunglasses**



- ★ **Sunscreen Lotion (SPF 50/70)**
- ★ **Lip Balm (SPF 30)**
- ★ **Sun Cap, Normal Cap**
- ★ **Synthetic Hand Gloves**
- ★ **Three pairs of Socks**
- ★ **Raincoats / Ponchos**
- ★ **Plastic Cover (for wet cloths)**





# RENTAL EQUIPMENT PRICES LIST



**JACKET**

**₹ 500**

For Complete trek



**SHOES**

**₹ 500**

For Complete trek



**WALKING STICKS**

**₹ 150**

For Complete trek



**HEAD TORCH**

**₹ 200**

For Complete trek



**WOOLEN CAP**

**₹ 200**

For Complete trek



**WOOLEN SOCK**

**₹ 150**

For Complete trek



**PONCHO**

**₹ 200**

For Complete trek

# HOW TO REACH

---

## By Air :-

- ★ Take a flight to Jolly Grant Airport Dehradun, Hire a cab to reach Rishikesh City as the airport is 29 km away.

## By Train:-

- ★ The Rishikesh railway station is located in the centre of the city which is well connected to all the major cities of the country.

## By Bus:-

- ★ Rishikesh is easily accessible from major cities of the country as it has an excellent road connectivity with other major cities and towns of North India. There are state-run and private buses that offer a regular service



# WHY YOU SHOULD BOOK WITH **HIMALYAS GRIFFON**



India's Biggest & Safest Trekking Community



5 star trek/trip experience



Professional team & fun loving trek/trip leaders, guides



High quality tents, sleeping bags & other equipments



Organising treks for **more than 20,000+ travelers** every year



Suitable for solo, group of friends & couples



**Certificate** & trek/trip badge



**Safe** for Solo Women Travellers



Delicious & **hygienic meals** throughout the trek/trip

# KEDARKANTHA TREK ATTRACTION




**MUSSOORIE**



**TONS RIVER**




**SANKRI**




**SAUR VILLAGE**



**JUDA KA TALAB**



**HAR KI DUN VALLEY**




**SWARGAROHINI PEAK**



**BANDARPUNCH PEAK**




**BLACK PEAK EXPEDITION**



**DRAUPADI KA DANDA**



**GANGOTRI RANGES**



**RUPIN VALLEY**



# FIXED DEPARTURES DATES

## OCTOBER



## NOVEMBER



## DECEMBER



## JANUARY



## FEBRUARY



**Register with 1000/- to reserve your slot now**

**Note: Date customization is available on request.**

# PACKAGE COSTS

## KEDARKANTHA TREK

SANKRI TO SANKRI (Including GST @5%)



4 DAYS/3 NIGHTS

₹ 4,000/-

PER PERSON

## KEDARKANTHA TREK

DEHRADUN TO DEHRADUN (Including GST @5%)



5 DAYS/4 NIGHTS

₹ 6,000/-

PER PERSON

## KEDARKANTHA TREK

DELHI TO DELHI (Including GST @5%)



6 DAYS/5 NIGHTS

₹ 9,500/-

PER PERSON



# **PAYMENT POLICY**

---

- ★ Pay Rs.1000/- per head to reserve your seat.
- ★ Rest Remaining amount should be payed a 2 day before Trek started.
- ★ Remaining amount is recieved on the date of arrival.

# **DOCUMENTS REQUIRED**

---

- ★ Government Issued Identity  
(Aadhar/License)
- ★ Personal And Guardian Contact Number
- ★ A Sign Consent Letter Registration Fees And Email Address

# PAYMENT MODE

**Account** : himalayasgriffon  
**Account number** : 50200060859265  
**IFSC Code** : HDFC0009291  
**Branch** : CLOCK TOWER DEHRADUN

**Booking amount Rs.1000/- per person  
in Advance remaining on Arrival**



**PAYMENT NUMBER :**

**91+ 7310891845**

Scan QR to pay

**HIMALAYAS GRIFFON**  
DEHRAD | TID: 99761354




Customers can scan the QR with any BharatQR/UPI enabled app



# GALLERY

---









**REACH US AT**



**[booking@himalayasgriffon.com](mailto:booking@himalayasgriffon.com)**



**[www.himalayasgriffon.com](http://www.himalayasgriffon.com)**



**+91-7618511100, +91-7505227742**

